

A photograph of three children standing on a grassy hill. On the left is a boy with brown hair wearing a dark navy blue cable-knit sweater and dark pants, with his hands in his pockets. In the center is a girl with blonde hair in pigtails wearing a grey t-shirt under an olive green jacket. On the right is a boy with dark curly hair wearing a white t-shirt under a dark blue button-down shirt. The background shows a blurred cityscape and a river under an overcast sky.

VATTENFALL



A photograph of three children standing on a grassy hill. On the left is a boy with long brown hair wearing a dark blue cable-knit sweater. In the center is a girl with blonde braids wearing a green jacket over a grey shirt. On the right is a boy with dark curly hair wearing a blue and black plaid shirt over a white t-shirt. They are all looking towards the camera. In the background, a city with a river is visible under a cloudy sky.

Working for fossil freedom

Vattenfall AB
Group presentation 2023

Agenda

Introduction

This is Vattenfall
Group Executive Management
Value chain
Market trends

Strategy

Targets
Investment plan

Financials

Targets
Highlights

Sustainability

UN Sustainable Development Goals
Reduction of CO₂ emissions
Partnerships

Operating segments

Operating segments
Customers & Solutions
Power Generation
Wind
Heat
Distribution



Introduction

This is Vattenfall

One of Europe's largest producers
and retailers of electricity and heat

Introduction



100%

Owned by the Swedish State



7.5 million

Electricity customers



1.0 million

Electricity network customers



2.0 million

Heat customers



2.3 million

Gas customers



19,638

Employees

Introduction

Summary of key data 2022



SEK 239.6 bn

Net sales



SEK 37.3 bn

Underlying operating profit



108.9 TWh

Electricity production

Introduction

Key data

SEK bn

	FY 2022	FY 2021
Net sales	239.6	180.1
Underlying operating profit ¹	37.3	31.2
Operating profit (EBIT)	12.6	60.3
Profit for the period	0.0	48.0
Return on capital employed, %	4.2	22.2
Return on capital employed excl. items affecting comp., %	12.5	11.5
Funds from operations/ adjusted net debt, %	55.0	171.2

TWh

	FY 2022	FY 2021
Electricity generation	108.9	111.4
Customer sales, electricity	111.4	120.5
Customer sales, heat	14.1	15.6
Customer sales, gas	47.3	57.1

¹ Operating profit excluding items affecting comparability

Introduction

Vattenfall's geographical footprint



Sweden

Finland

Norway

Denmark

Poland

Germany

The Netherlands

Belgium

France

United Kingdom



Introduction

Vattenfall's main markets



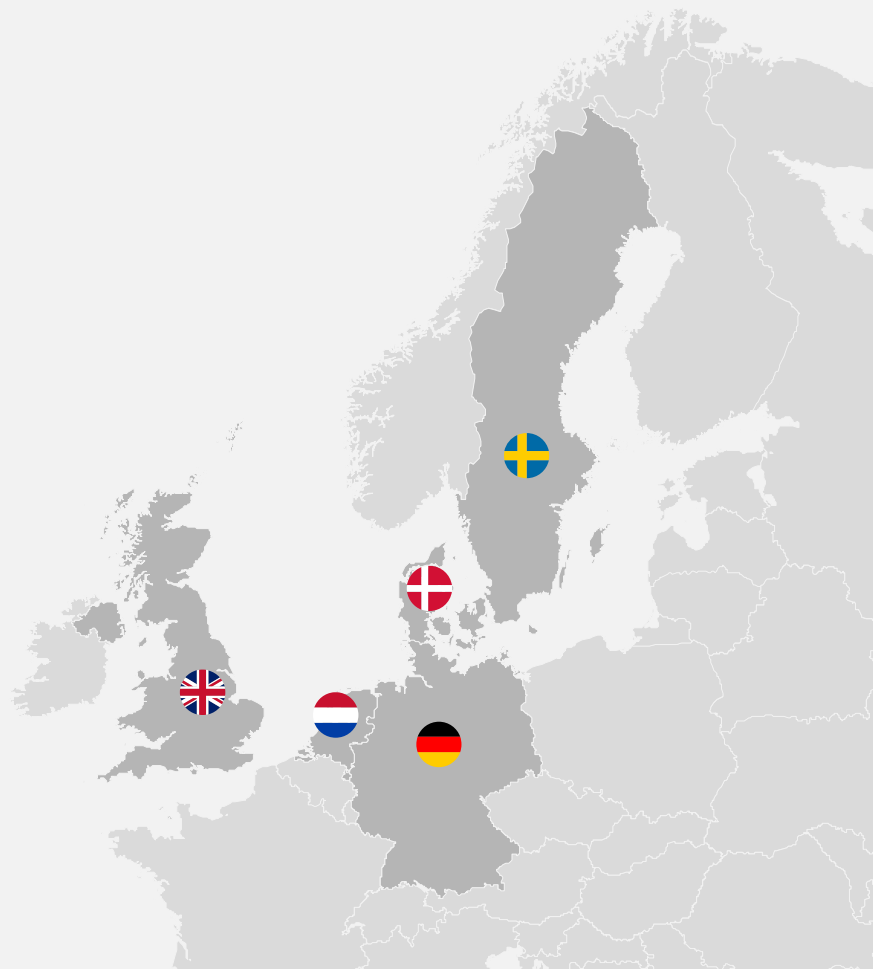
Sweden

Germany

Netherlands


Denmark

United Kingdom

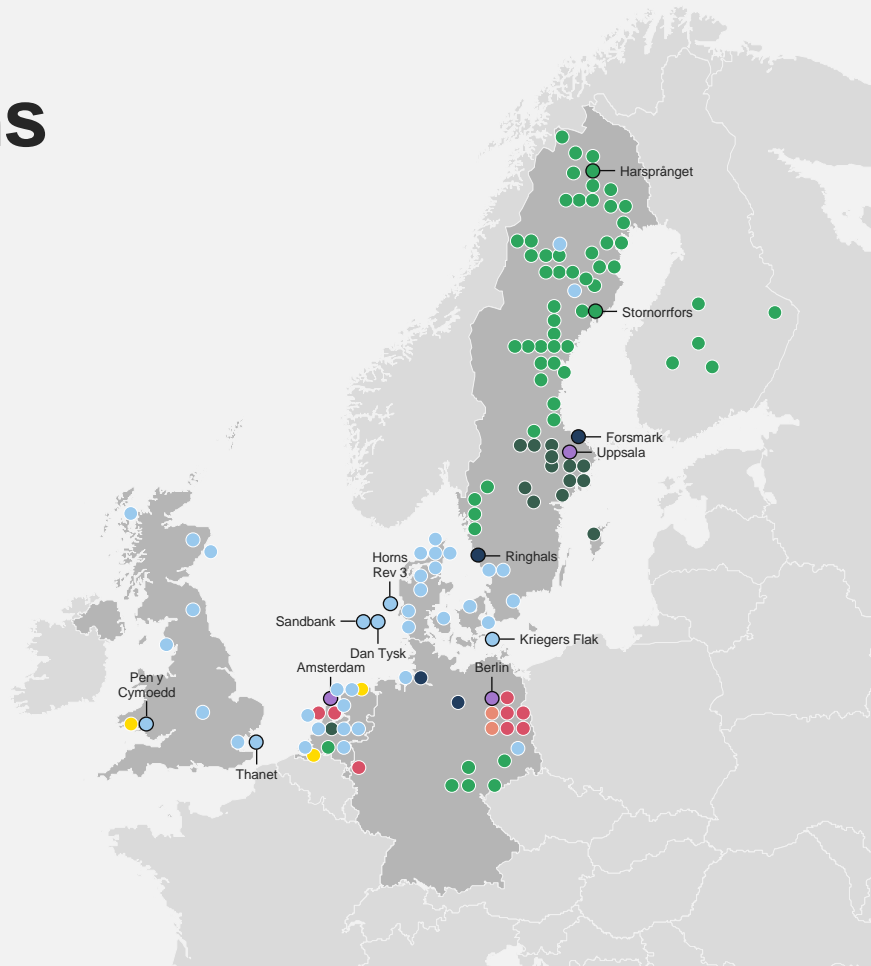


Introduction

Location of our operations and major plants



○ Largest facilities marked with a circle



Introduction

Executive Group Management



President and CEO
Anna Borg



**Senior VP,
CFO**
Kerstin Ahlfont



**Senior VP, General Counsel and
Secretary to the board of Directors**
Anne Gynnerstedt



**Senior VP,
Strategic Development**
Andreas Regnell



**Senior VP,
People & Culture**
Christian Barthélémy



**Senior VP,
Communications**
Åsa Jamal

Operating segment
Heat



Senior VP
Alexander
van Ofwegen

Operating segment
Customers & Solutions



Senior VP
Alexander
van Ofwegen

Operating segment
Wind



Senior VP
Helene
Biström

Operating segment
Power Generation



**Senior VP,
Generation**
Torbjörn
Wahlborg



**Senior VP,
Markets**
Martijn
Hagens

Operating segment
Distribution¹



Senior VP
Annika
Viklund

¹ Vattenfall's electricity distribution operations are unbundled from other operations, in accordance with Swedish and UK legislation.

Value chain



Production

Vattenfall generates electricity from many types of energy sources.

We are actively phasing out fossil fuels and investing to expand renewable generation.



Electricity distribution

Guarantee secure supply requires well-functioning distribution networks and development of smart network solutions.

Vattenfall also enables customers to feed self-generated electricity into the grid.



Sales of electricity, heat & gas

Sells electricity, heat and gas to consumers and business customers.

Focuses on various price and service models. We give customers the opportunity to understand and reduce their environmental impact.



Energy services and decentralised generation

Battery storage, network services, charging solutions for electric vehicles etc.

We also provide market-places where customers can buy and sell electricity, as well as solutions for customers to optimise their energy use.



District heating

One of Europe's largest producers and distributors of district heating, supplying households and industries in metropolitan areas.

In partnership with cities and regions we are driving the transformation towards fossil-free heating solutions.

Introduction

Beliefs that underpin our strategy

There will be a shortage of fossil-free electrons on the market for some time to come

We can attract and retain the people and competencies we need

We can secure enough sustainable supplies in the long term

The value of flexibility will increase over time

Our role in the hydrogen value chain is primarily to provide fossil-free electricity



A young person with dark curly hair, wearing a grey helmet, a light green jacket, black pants, and black sneakers with white stripes, is sitting on a silver motorbike. The motorbike is parked on a wet asphalt road with white dashed lines. In the background, there are residential buildings, trees, and a grey car. A white utility box with the number '51' is visible on the right. The word 'Strategy' is written in large white letters across the center of the image.

Strategy

Strategy



Strategy

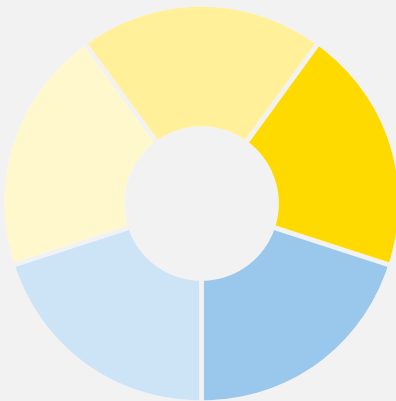
Being active in the whole value chain is strategically important

Increases our competitive advantage

Our ability to establish partnerships with industrial off-takers makes us an attractive candidate in e.g. wind auctions.

Differentiates us from competitors

Access to renewable volumes on the customer side as fossil-free electricity becomes more scarce.



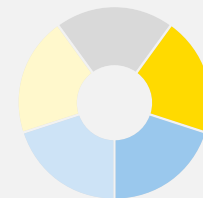
Brings optimal value of a total portfolio

The ability to optimise dispatch across both customer loads and supply.

Diversifying & reducing total portfolio risk

Means lower cost of capital and an ability to take on more debt.

Strategic targets 2025



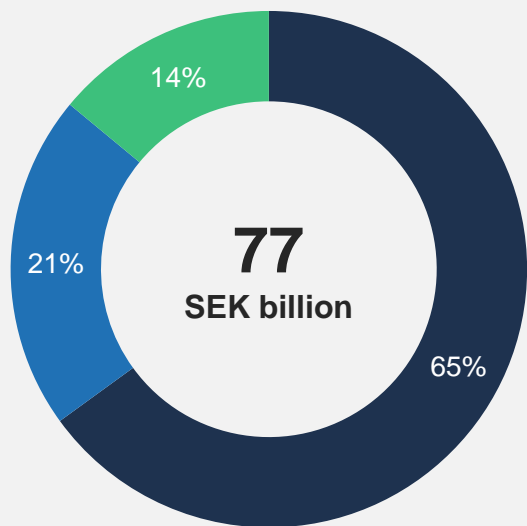
Strategic focus area	Strategic targets to 2025	Actual 2022	Actual 2021	Progress	Comments
Driving decarbonisation with our customers & partners	Net Promoter Score ¹ (Absolute): +18	+16	+10		Higher NPS mainly owing to the Customers & Solutions operating segment with strong performance especially in Germany
Securing a fossil-free energy supply	CO ₂ Emissions Intensity ² : ≤86 gCO₂e/kWh	78	82		Improvement due to lower fossil-based generation
Empowering our people	Lost Time Injury Frequency: (LTIF): ≤1.0	1.1	1.7		Improved results after initiatives to improve safety, including common H&S strategy and framework for follow-up throughout the organisation
	Employee Engagement Index: ≥75%	80 ³	75		Outcome above target level after continued improved performance with more engaged employees
Delivering high-performing operations	FFO/Adjusted Net Debt: 22-27%	55.0%	171.2%		Above target interval as a result of continued strong underlying EBITDA
	ROCE: ≥8%	4.2%	22.2%		Outcome below target, mainly due to changes in market value of energy derivatives and inventories

¹ NPS absolute target is calculated with a weighting of 80% from Customers & Solutions and 20% from Heat resembling size of customer basis

² Targeting 86 gCO₂ /kWh by 2025 puts us on a "1.5°C" trajectory by 2030 according to Science Based Target levels

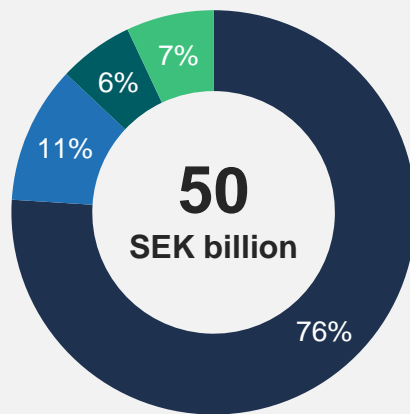
³ Documentation for measurement of target achievement is derived from the results of an employee survey, which is conducted on an annual basis. Due to a change in the answering options in the survey, the results may differ by up to 3 p.p. in both directions

Investment plan 2023-2024



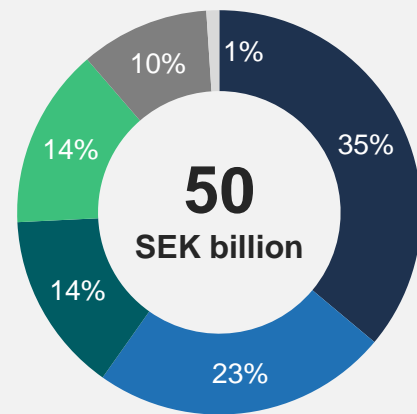
■ Growth, 50 BSEK ■ Maintenance, 16 BSEK
■ Replacement, 11 BSEK

Growth capex per technology



■ Wind power, 38 BSEK ■ Heat supply, 6 BSEK
■ Electricity distribution, 3 BSEK ■ Other¹, 4 BSEK

Growth capex per country



■ The Netherlands, 18 BSEK ■ UK, 12 BSEK
■ Sweden, 9 BSEK ■ Denmark, 7 BSEK
■ Germany, 5 BSEK ■ France, 0 BSEK

¹ Mainly charging solutions, solar and battery projects as well as heat and energy solutions



Financials

Financials

Outcome 2022



4.2%

Return on capital
employed



55.0%

FFO/adjusted
net debt



SEK 4.0 bn

Dividend

Financials

Financial targets


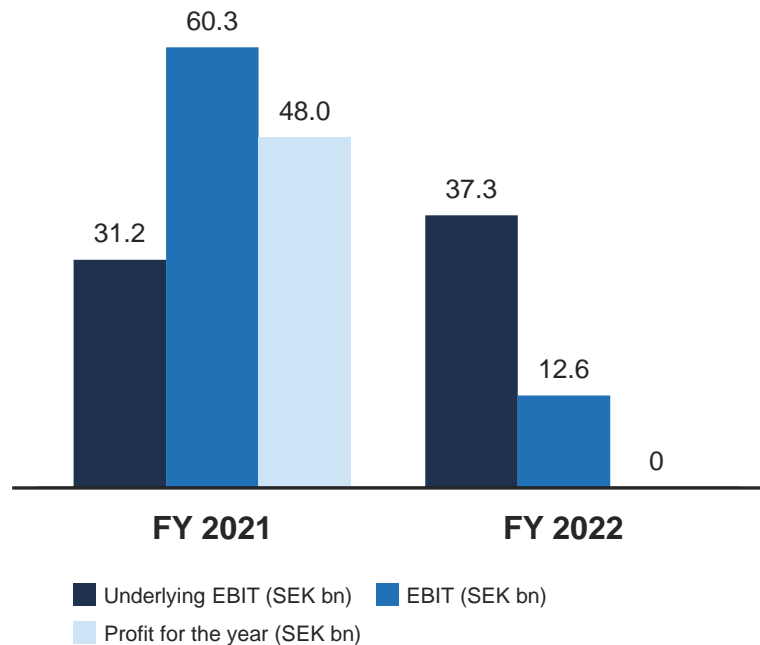
Financial targets	Targets over a business cycle ¹	Outcome 2022	Comment
Profitability	Return on capital employed: ≥8% ²	4.2%	Outcome below target, which was heavily impacted by temporary effects from changes in the fair value of energy derivatives and inventory.
Capital structure	FFO/adjusted net debt: 22%–27%	55.0%	Above target interval as a result of continued strong underlying EBITDA. The metric continues to be positively affected by temporary decrease in adjusted net debt following a positive net change in margin calls received related to price hedging.
Dividend policy	Dividend: 40%–70% of the year's profit after tax	4.0 billion SEK	

¹ Operating profit excluding items affecting comparability

² The key ratio is based on average capital employed

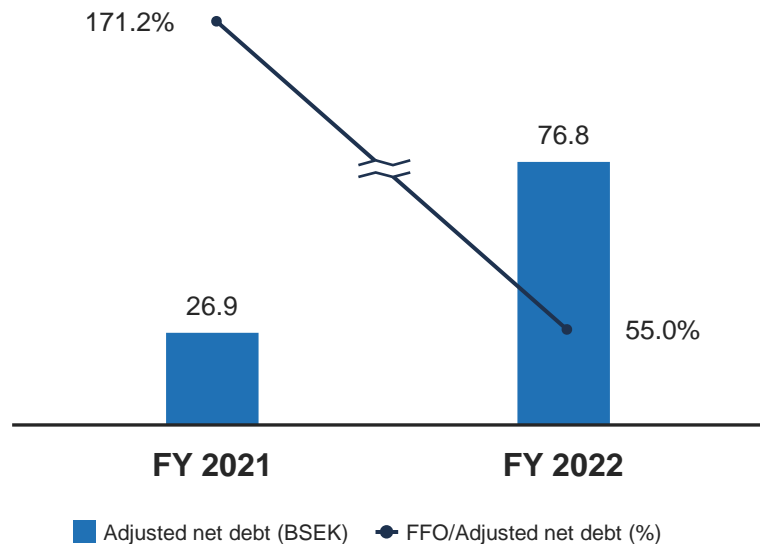
Financial highlights

Earnings



Financial highlights

Adjusted net debt





Sustainability

Our commitments toward Net Zero

-51%

Emission intensity
reduction since 2017

1.5°C

Target for own emission
reductions – alignment
with 1.5°C trajectory

Net Zero


Emissions in our
full value chain

→ 2021

→ 2030


→ 2040

Our prioritised UN Sustainable Development Goals



**Vattenfall's strategy is driving our contribution to the UN's
Global Sustainable Development Goals**

Cut CO₂ emissions throughout the value chain



Suppliers

Supplier dialogues and sustainability requirements in tenders

Lifecycle Assessments

Industry collaborations

Own operations

Reducing emissions in line with climate science

Growth in renewables

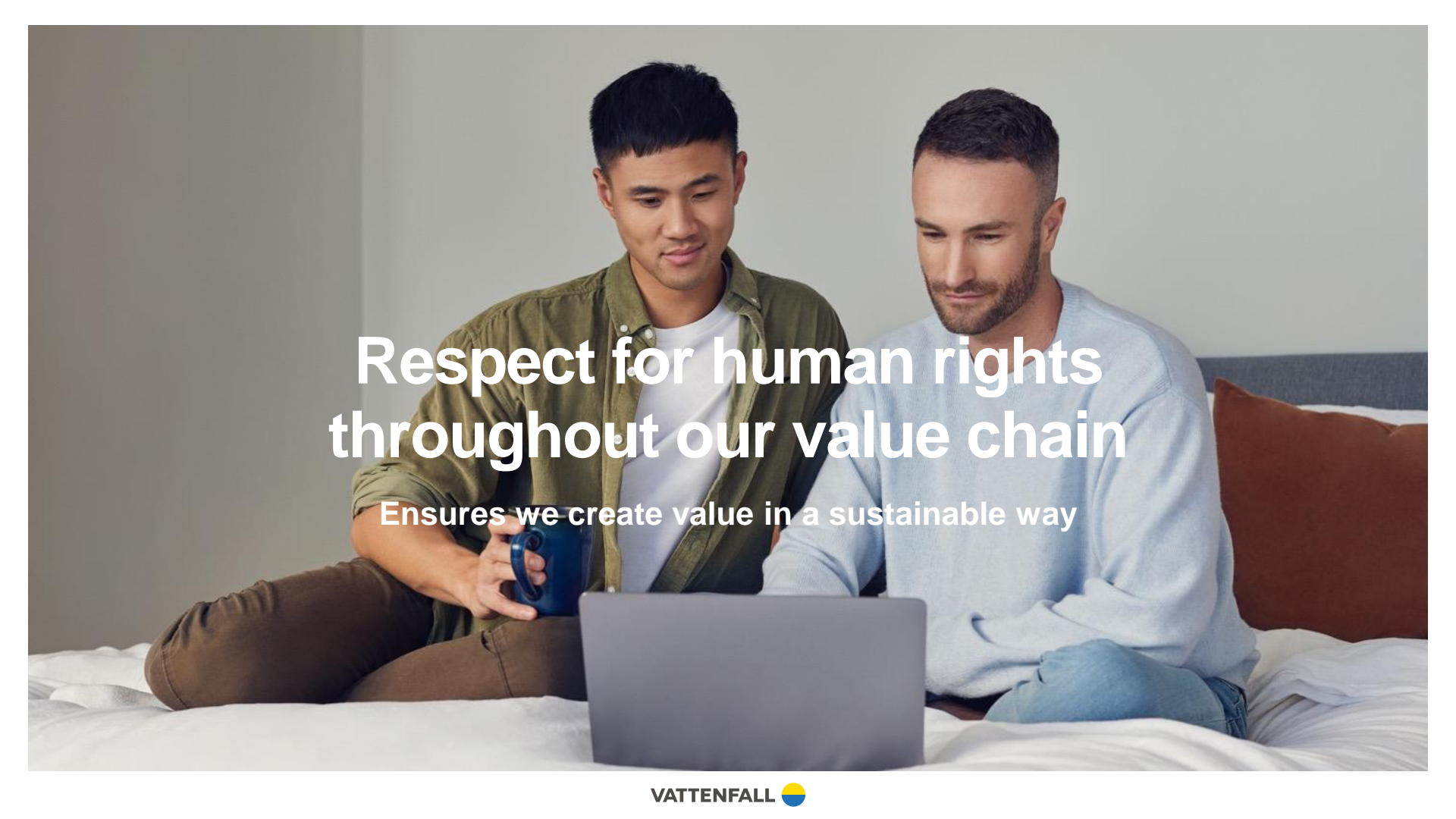
Reducing emissions from employee travelling

Customers

Climate smart solutions for homes and cities

City partnerships

Environmental product offerings

A photograph of two men sitting on a bed, looking at a laptop. The man on the left is wearing a green button-down shirt over a white t-shirt and brown pants, holding a blue mug. The man on the right is wearing a light blue sweater and jeans. They are both looking down at the laptop screen. The background is a simple, light-colored wall with a brown pillow visible on the right.

Respect for human rights throughout our value chain

Ensures we create value in a sustainable way

Tools, processes and actions to respect human rights



Upstream & suppliers

Supplier risk assessment tool
Supplier screening and self-assessment questionnaires
Audits & corrective action plans
Code of Conduct for Suppliers & Partners
Supplier capacity building & engagement

Operations

Stakeholder consultation, in particular indigenous people
Local community funds
MyOpinion, H&S maturity
H&S contractor management
Just transition & responsible decommissioning

Downstream & customers

Screening large B2B customers
Assessing potential partners or acquisition targets
Evaluating & minimising product end-of-life impacts

Collaborate throughout the value chain to deliver positive impact

Sustainability

A new generation of transports, industries and materials together with our partners

Developing the world's first fossil-free steel

HYBRIT
FOSSIL-FREE STEEL



Development of H2 supply from offshore wind to enable fossil-free fuel production



ST1



Northern Europe's largest charging network for e-vehicles

InCharge



World's first synthetic sustainable aviation fuel

 **SAS**
LanzaTech



Support of a major enterprise for battery production

northvolt



Powering sustainable datacentres




A new generation of transports, industries and materials together with our partners

Electrification of mines and smelters



The cleanest dirt bike ever



Co-operation for e-mobility



Green guaranteed energy delivery large customers



Developing flexible solutions for grid stability



Excess heat from algae cultivation to heat households



Operating segments

Operating segments



Customers & Solutions

Responsible for sales of electricity, gas and energy services in all of Vattenfall's markets.



Power Generation

Responsible for Vattenfall's hydro and nuclear power operations, maintenance services business, and optimisation and trading operations including certain large business customers.



Wind

Responsible for development and operation of Vattenfall's wind farms as well as large-scale and decentralised solar power and batteries.



Heat

Responsible for Vattenfall's heat business (district heating and decentralised solutions) and gas-fired condensing plants.



Distribution

Responsible for Vattenfall's electricity distribution operations in Sweden as well as operations in the UK focused on owning and operating new networks.

A woman with dark hair, wearing a beige knitted sweater, is looking at a glowing light bulb in a kitchen. The kitchen has white subway tiles and a stainless steel sink. Several other light bulbs are visible hanging from the ceiling.

Customers & Solutions

Leading market position in the retail segment in
Sweden, the Netherlands, Hamburg and Berlin

Operating segments

Customers & Solutions



Sweden, Finland, Denmark, Germany,
the Netherlands and France

Key data

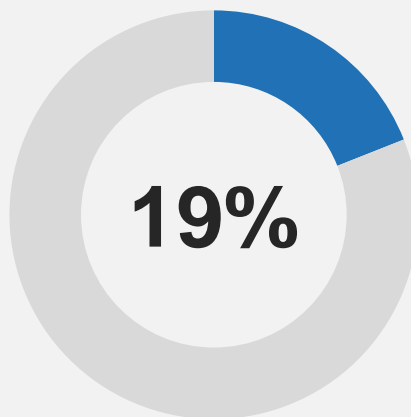
FY 2022 FY 2021

Net sales (SEK bn)	183.2	106.6
External net sales (SEK bn)	174.0	102.3
Underlying EBIT ¹ (SEK bn)	7.4	2.3
Sales of electricity (TWh)	93.5	96.1
- of which, private customers	27.1	26.8
- of which, resellers	20.7	7.9
- of which, business customers	45.7	61.4
Sales of gas (TWh)	46.4	56.0
Net Promoter Score (NPS) absolute ²	+16	+10
Electricity customers	7,530,000	7,080,000
Gas customers	2,320,000	2,370,000
Number of employees (FTE)	3,289	3,213

¹ Operating profit excluding items affecting comparability

² Weighted 80% from Customers & Solutions and 20% from Heat.

Share of underlying EBIT



Highlights 2022

The customer base increased by 4% to 10.9 million contracts in 2022 compared to year-end 2021

Vattenfall delivered 100% fossil-free electricity from wind, solar and hydro for the first time to its retail customers in the Netherlands

Operates 39,600 e-mobility charging points in Sweden, Germany, the Netherlands, and Norway



Power Generation

One of Europe's largest providers
of fossil-free electricity

Operating segments

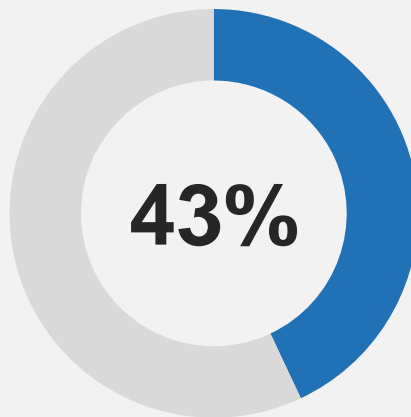
Power Generation



Sweden, Finland
and Germany

Key data	FY 2022	FY 2021
Net sales (SEK bn)	205.8	126.3
External net sales (SEK bn)	28.2	40.3
Underlying EBIT ¹ (SEK bn)	16.6	19.3
Electricity generation (TWh)	80.1	81.2
Sales of electricity (TWh)	15.6	22.2
- of which, resellers	13.8	17.5
- of which, business customers	1.8	4.7
Sales of gas (TWh)	0.9	1.1
Number of employees (FTE)	7,219	7,260

Share of underlying EBIT



Highlights 2022

Government decision for final repository of spent nuclear fuel and radioactive waste in Forsmark, Sweden

Feasibility study initiated for construction of small modular reactors at Ringhals

Acquisition of an early pumped storage hydro power project in Germany with the possibility to build a 400 MW power plant

¹ Operating profit excluding items affecting comparability

A wide-angle photograph of an offshore wind farm. Numerous wind turbines are visible, stretching across the horizon over a calm blue sea. The sky is filled with soft, white clouds. The text 'Wind' is centered in the upper half of the image.

Wind

One of the biggest renewable
energy players in Europe

Operating segments

Wind

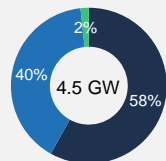


The UK, Denmark, the Netherlands,
Sweden and Germany

Key data

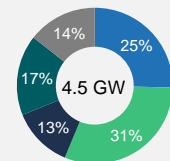
	FY 2022	FY 2021
Net sales (SEK bn)	29.1	20.9
External net sales (SEK bn)	4.3	7.8
Underlying EBIT ¹ (SEK bn)	16.5	7.9
Electricity generation (TWh)	12.2	11.2
Number of employees (FTE)	1,521	1,279

Split by type of generation



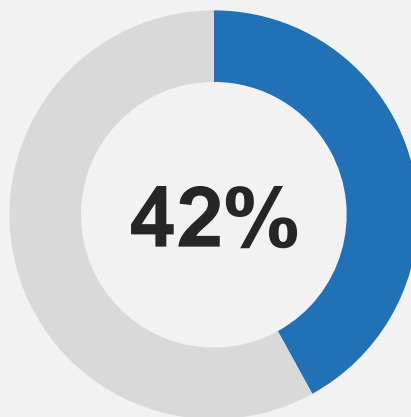
■ Offshore ■ Onshore ■ Solar

Split by geography



■ UK ■ Denmark
■ The Netherlands ■ Sweden
■ Germany

Share of underlying EBIT



Highlights 2022

Inauguration of Vattenfall's largest onshore wind farm, Blakliden Fäbodberget (353 MW)

Foundation installation completed and delivery of first electricity from the offshore wind farm Hollandse Kust Zuid in the Netherlands

Vattenfall gets to build Finland's first large offshore wind farm with a total capacity of 1.3 GW

¹ Operating profit excluding items affecting comparability

A man with a beard and tattoos, wearing a green button-down shirt over a grey t-shirt, is looking at a white smartphone. He is standing next to a large, dark, modern heating unit with a digital display showing a control interface. The background shows a modern interior with white walls and a doorway.

Heat

One of Europe's largest producers
and distributors of district heating

Operating segments

Heat



Sweden, Germany,
the Netherlands and the UK

Key data	FY 2022	FY 2021
Net sales (SEK bn)	60.5	34.8
External net sales (SEK bn)	20.9	14.7
Underlying EBIT ¹ (SEK bn)	-3.6	-0.3
Sales of heat (TWh)	14.1	15.6
Electricity generation (TWh)	16.6	19.0
CO ₂ emissions ² (Mtonnes)	9.4	10.2
Nitrogen oxide, NO _x (ktonnes)	4.6	5.0
Sulphur dioxide, SO ₂ (ktonnes)	1.2	1.3
Particulate matter, PM (ktonnes)	0.1	0.1
Number of employees (FTE)	3,188	3,126

¹ Operating profit excluding items affecting comparability

² CO₂ emissions are pro rata

Share of underlying EBIT

-9%



Highlights 2022

Inauguration of the biofuel-fired heat plant, Carpe Futurum, in Uppsala

Initiation of a strategic review of the Berlin district heating business

Sale of gas-fired Magnum power plant in the Netherlands to RWE

Distribution

Leading owner and operator of electricity
distribution grids in Sweden

Operating segments

Distribution



Sweden and the UK¹

Key data	FY 2022	FY 2021
Net sales (SEK bn)	12.5	17.3
External net sales (SEK bn)	11.7	14.6
Underlying EBIT ² (SEK bn)	2.1	3.2
Investments (SEK bn)	5.5	5.8
SAIDI ³ (minutes/customer)	157	112
SAIFI ⁴ (number/customer)	2.08	1.75
Number of employees (FTE)	1,340	1,165

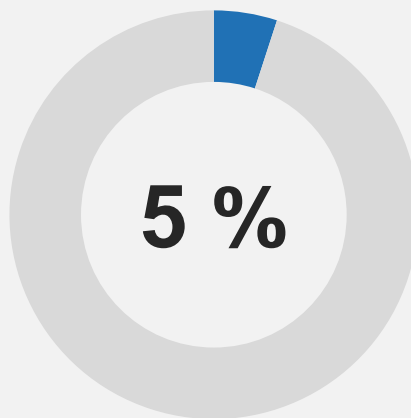
¹ Power-as-a-service also offered in Denmark and the Netherlands

² Operating profit excluding items affecting comparability

³ SAIDI: System Average Interruption Duration Index

⁴ SAIFI: System Average Interruption Frequency Index

Share of underlying EBIT



Highlights 2022

Continued roll-out of smart electricity meters and high demand for connections to the electricity grid

Two regional grid projects selected by the Swedish Energy Markets Inspectorate to identify solutions that enables shorter lead times for permitting processes

Pilot project for flexible fast charging of electric vehicles in Riksgränsen in northern Sweden



Contact

Press contacts

press@vattenfall.com

+46 8 739 50 10

Vattenfall AB

Tel.+46 (0)8 739 50 00

Fax.+46 (0)8 17 85 06

SE-169 92 Stockholm

group.vattenfall.com



A photograph of three children standing on a grassy hill. On the left is a boy with brown hair wearing a dark blue cable-knit sweater. In the center is a girl with blonde hair in pigtails wearing a grey t-shirt and an olive green jacket. On the right is a boy with dark curly hair wearing a white t-shirt and a dark blue button-down shirt. The background shows a city with a river and hills under a cloudy sky.

VATTENFALL

